

Subject: : Fly Fishing Locations

Topic: : pine and surrounding water

pine and surrounding water

Author: : sandfly

Date: : 2013/4/12 16:52:02


URL:

heres what it all looks like.

because of marsh getting muddier, pine will be way off through the canyon and slate run areas.smaller tribs are high and cold (snow melt) now, going to be a slow start of season.


Attach file:


 **Image00001.jpg** (24.75 KB)



 **Image00003.jpg** (42.51 KB)



 **Image00006.jpg** (37.75 KB)



 **Image00010.jpg** (29.30 KB)



 Image00007.jpg (30.83 KB)




 Image00012.jpg (53.11 KB)

